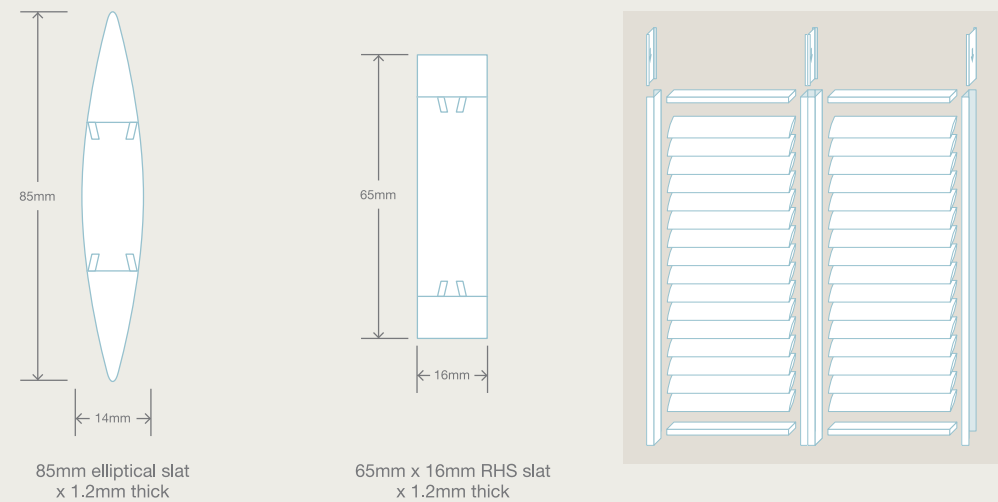
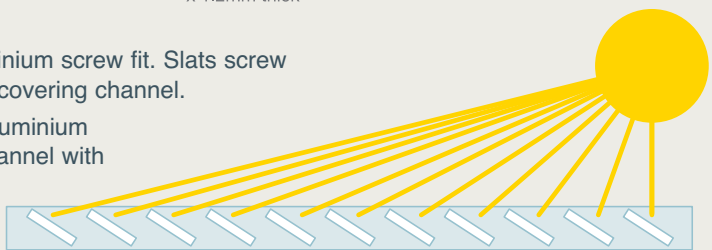


louvre specifications

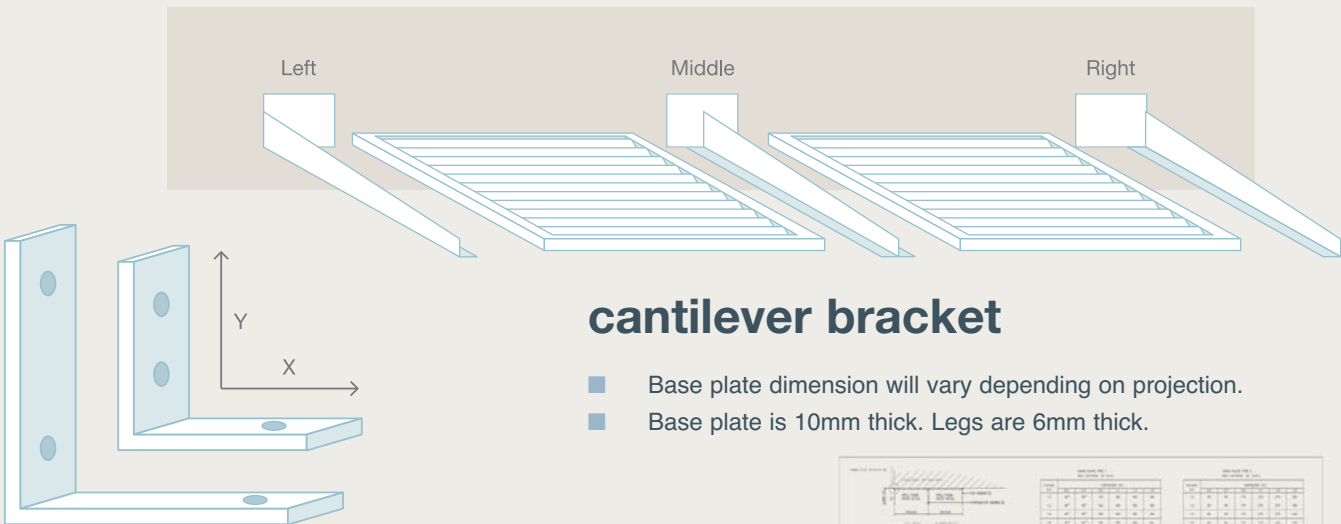


slats

- 65mm RHS slat - 1.2mm thick aluminium screw fit. Slats screw into side C channel with cover strip covering channel.
- 85mm elliptical slat - 1.2mm thick aluminium screw fit. Slats screw into side C channel with cover strip covering channel.
- Angle is set at 32°.



brackets



cantilever bracket


- Base plate dimension will vary depending on projection.
- Base plate is 10mm thick. Legs are 6mm thick.

offset bracket

- Used for wall shades.
- 100mm - 200mm X/Y dimensions available.
- Placed in each corner.

engineered design

- All our cantilever awnings have been engineered to suit Australian Standards.



Approved distributor

LOUVRELUX is a registered trademark of Carbolite Pty Ltd. The information contained in this brochure is to the best of our knowledge accurate but all recommendations are made without warranty as the conditions of use are beyond our control. All enquiries for Government approvals regarding installations must be made by the purchaser.

LOUVRELUX comes with a limited 2 year warranty. Please refer to the warranty conditions for further information.

louvre-lux

aluminium louvre awnings & shades



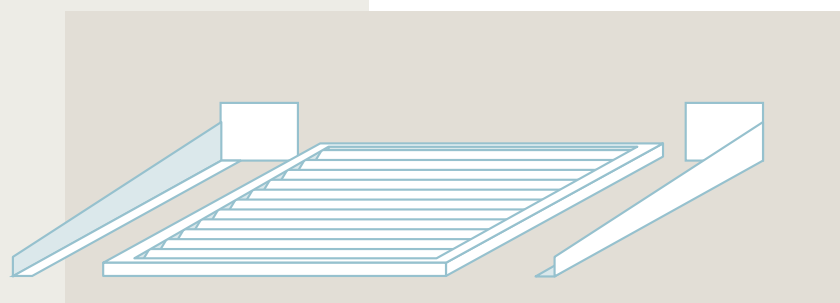
Modern || Strong || Longlasting || Versatile





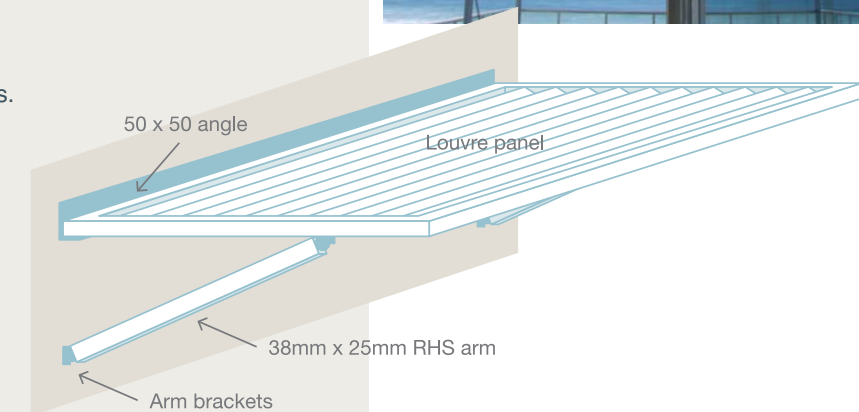
cantilever awnings

- Fixed louvre awning.
- Available in 65mm RHS slat or 85mm elliptical.
- All aluminium extrusions powdercoated to any colour.
- All slats are screw-fit.
- Conforms to B.A.S.I.X. requirements.
- Projections start 485mm to 1395mm.
- Slat angle 32°.
- Strong engineered welded brackets.



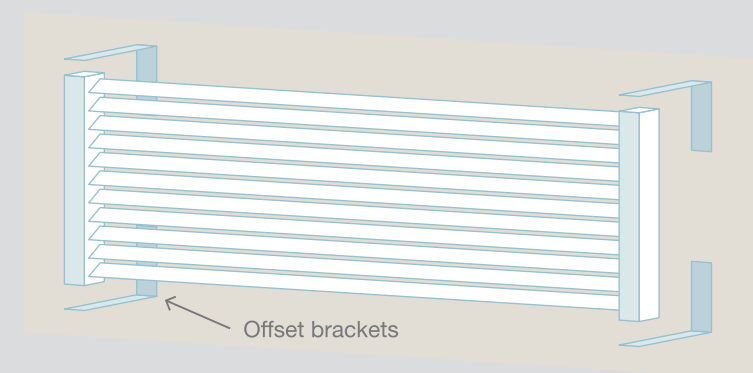
arm supported awning

- Fixed louvre awning.
- Available in 65mm RHS slat or 85mm elliptical.
- All aluminium extrusions powdercoated to any colour.
- All slats are screw-fit.
- Conforms to B.A.S.I.X. requirements.
- Projections start 485mm to 1395mm.
- Slat angle 32°.
- Sturdy 38mm x 25mm RHS support arms.
- 50mm x 50mm rear angle support.



wall shades

- Fixed louvre awning.
- Available in 65mm RHS slat or 85mm elliptical.
- All aluminium extrusions powdercoated to any colour.
- All slats are screw-fit.
- Conforms to B.A.S.I.X. requirements.
- Slat angle 32°.
- Sturdy 4mm thick angle offset brackets, 100mm up to 200mm.



privacy screens

- All aluminium extrusions powdercoated to any colour.
- All slats are screw-fit.
- Conforms to B.A.S.I.X. requirements.
- 65mm RHS slat screwed horizontally.
- 15mm spacer gap between slats (can be adjusted on request).

